

Holographic dark energy from acceleration of particle horizon

H. R. Fazlollahi[†]

Institute of Gravitation and Cosmology, Peoples Friendship University of Russia (RUDN University),
Moscow 117198, Russian Federation

Abstract: Following the holographic principle, which suggests that the energy density of dark energy may be inversely proportional to the area of the event horizon of the Universe, we propose a new energy density of dark energy through the acceleration of the particle horizon scaled by the length of this parameter. The proposed model depends only on one free parameter: $\beta \approx 0 - 1.99$. For values of β near zero, the deviation between the proposed model and the Λ CDM model is significant, while for $\beta \rightarrow 1.99$, the suggested model has no conflict with the Λ CDM theory. Regardless of the value of β , the model considers dark energy to behave as matter with positive pressure in high redshifts, $\omega_X \approx 0.33$, while for present and near-future Universe, it is considered to behave similar to that in the cosmological constant model and phantom field. Comparing the model with the Ricci dark energy model, we show that our model reduces the errors of the Ricci dark energy model concerning the calculation of the age of old supernovae and evolution of different cosmic components in high redshifts. Moreover, we calculated matter structure formation parameters such as the CMB temperature and matter power spectrum of the model to consider the effects of matter-like dark energy during the matter-dominated era.

Keywords: cosmology, holographic principle, dark energy

DOI: 10.1088/1674-1137/aca468

I. INTRODUCTION

Recent celestial observations such as supernovae, the CMB anisotropic parameter, and galaxy clustering strongly indicate that our Universe is spatially flat [1–6], and that there exists an exotic cosmic fluid called dark energy with negative pressure that constitutes about two-thirds of the total energy of the whole Universe [7, 8]. This cosmological component is characterized by its equation of state w , which lies very close to -1 , or according to some recent data, below -1 [9, 10].

Many candidates, including the cosmological constant, quintessence, phantom, quintom, and holographic dark energy, have been proposed to explain this mysterious component and its effects on the expansion of the Universe. However, scientists do not understand yet what dark energy is. Ever since the discovery of dark energy, cosmologists are confronted with two fundamental problems: (1) the coincidence problem and (2) the fine-tuning problem [11]. The coincidence problem states that the density of dark energy and matter evolves differently while the Universe expands and now they are comparable, which is an incredibly remarkable coincidence if there is no internal connection between them. The fine-tuning problem traces back to the simplest form of dark energy model, that is, the cosmological constant model

introduced by Einstein. Although vacuum energy in quantum field theory has the same property, it is greater than the observed value by some 123 orders of magnitude. Therefore, we need extreme fine-tuning of the vacuum energy. Both of these problems are solved through different models for dark energy (see *e.g.* [12–20]).

Studying the black hole theory and string theory provides new relevant insight to resolve dark energy problems in a new way called holographic principle, which may provide some clues about dark energy properties. It is known that the entropy of a system scales not with its volume, but with its surface area in quantum gravity mediums [21–25]. Investigating Einstein's equation, $G_{\mu\nu} = 8\pi T_{\mu\nu} + \Lambda g_{\mu\nu}$, shows that the cosmological constant Λ is the inverse of some length squared, $[\Lambda] l^{-2}$. According to this fact, it is proposed in Refs. [26–28] that unknown vacuum energy proportional to the Hubble scale $l_H \sim H^{-1}$ could be present. Consequently, the fine-tuning problem is solved by scaling the dark energy using the cosmological scale rather than the Planck length, and the coincidence problem is also alleviated. However, this model cannot explain the accelerated expansion of the Universe in late time wherein the effective equation of state for such vacuum energy is zero and the Universe is decelerating. Granda and Oliveros proposed another possibility: the length l is given by the average radius of the

Received 22 October 2022; Accepted 21 November 2022; Published online 22 November 2022

[†] E-mail: seyed.hr.fazlollahi@gmail.com

©2023 Chinese Physical Society and the Institute of High Energy Physics of the Chinese Academy of Sciences and the Institute of Modern Physics of the Chinese Academy of Sciences and IOP Publishing Ltd

term $(\alpha H^2 + \beta \dot{H})^{-1/2}$ in which α and β are some constants of the model. Consequently, in their model, the energy density of dark energy $\rho_X \propto \alpha H^2 + \beta \dot{H}$, which implies that the density of dark energy is proportional to the second Friedmann equation [29]. Different studies on this model were reported [30–33]. Recently, C. Gao *et al.* proposed a new version of dark energy that satisfies the holographic principle. The length l is given by the average radius of the Ricci scalar curvature, $R^{-1/2}$. Thus, one could obtain the dark energy density $\rho_X \propto R$. This model presents the dark energy model in two terms, one that evolves like non-relativistic matter a^{-3} and another that slowly increases with decreasing redshift [34]. This holographic dark energy model and its interacting versions are successful in fitting the current observations (see *e.g.* [35–38]). However, as shown in Ref. [34], the Ricci holographic dark energy, as one of the explicit cases of the Granda-Oliveros dark energy model, has some inconsistencies with the ages of some old objects. This problem was alleviated by considering Ricci dark energy as a viscous field.

Alternatively, the particle horizon size $l_{PH} = a \int_0^t dt/a$ could be used as the length scale [39], but as shown in Refs. [40–41], the equation of state for this dark energy model is greater than $-1/3$. Therefore, it cannot describe the late-time accelerated expansion yet. In this study, we focused on the particle horizon to show how this parameter yields a new version of holographic dark energy. In this context, the acceleration of the particle horizon may be considered as the origin of the accelerated expansion of the Universe. Observations demonstrate that the Universe expands with an acceleration phase in late time and so the acceleration of the particle horizon evolves proportionally to this acceleration rate.

$$\ddot{l}_{PH} = \dot{H}l_{PH} + H^2l_{PH} + H. \quad (1)$$

Checking the acceleration of the particle horizon shows that $[\dot{l}_{PH}] \sim l^{-1}$. Consequently, rescaling Eq. (1) by the particle horizon l_{PH} yields $[\ddot{l}_{PH}/l_{PH}] \sim l^{-2}$. Hence, assuming unknown vacuum energy, the energy density of dark energy could be proportional to \ddot{l}_{PH}/l_{PH} .

In the next section, we describe this model and its cosmic equations. Sec. III is devoted to the model's structure formation and CMB anisotropic parameter. In Section IV, we summarize the results of the model.

Throughout this paper, we adopt the Planck units, *i.e.*, $c = \hbar = G = 1$.

II. HOLOGRAPHIC DARK ENERGY

In this paper, we assume that the Universe is homogeneous, isotropic, and described by the Friedmann-Robertson-Walker metric,

$$ds^2 = -dt^2 + a(t)^2 \left(\frac{dr^2}{1-kr^2} + r^2 d\theta^2 + r^2 \sin^2\theta d\varphi^2 \right), \quad (2)$$

where $k = 1, 0$, and -1 describe closed, flat, and open Universe, respectively. Different independent observations have confirmed that the observable Universe is spatially flat, *i.e.*, $k = 0$. Therefore, the first Friedmann equation is given by [1–6]

$$H^2 = \frac{8\pi}{3} (\rho_r + \rho_m + \rho_X), \quad (3)$$

where $H \equiv \dot{a}/a$ is the Hubble parameter, with the overdot denoting the derivative with respect to the cosmic time t , and ρ_r , ρ_m , and ρ_X are the energy density of radiation, non-relativistic matter, and dark energy, respectively.

Following the holographic principle, we propose a new dark energy model in which the future event horizon area is proportional to the inverse of \dot{l}_{PH}/l_{PH} . Therefore, the energy density of dark energy is expressed as

$$\rho_X = \frac{3\alpha}{8\pi} \left(\frac{\dot{l}_{PH}}{l_{PH}} \right), \quad (4)$$

where α is the constant of the model and the factor $3/8\pi$ is used for convenience in the following calculations.

To study a general holographic description, we assume the conventional formula for the Hubble rate [42],

$$H = \frac{\beta}{l}, \quad (5)$$

where β is a positive constant for an expanding Universe and l denotes the cosmological length scale. For this scale, we use the particle horizon l_{PH} . Thus, from Eq. (5), we obtain the particle horizon as a function of the Hubble parameter,

$$l_{PH} = \beta H^{-1}. \quad (6)$$

Note that this is the simplest assumption that we can apply here. If needed, this model can be expanded without this assumption. Substituting Eq. (6) into Eq. (4) when Eq. (1) is used yields

$$\rho_X = \frac{3\alpha}{8\pi} \left[\dot{H} + \left(1 + \frac{1}{\beta} \right) H^2 \right]. \quad (7)$$

Setting $x = \ln a$, we can express Eq. (3) as

$$H^2 = \frac{8\pi}{3} (\rho_m e^{-3x} + \rho_r e^{-4x}) + \frac{\alpha}{\beta} \left[(1 + \beta) H^2 + \frac{\beta}{2} \frac{dH^2}{dx} \right]. \quad (8)$$

With the scaled Hubble expansion rate $h = H/H_0$, Eq. (8) becomes

$$h^2 = \Omega_{m0}e^{-3x} + \Omega_{r0}e^{-4x} + \frac{\alpha}{\beta} \left[(1+\beta)h^2 + \beta h \frac{dh}{dx} \right], \quad (9)$$

where Ω_r and Ω_m are the relative density of the radiation and non-relativistic matter in the present Universe, respectively.

Solving Eq. (5), one obtains

$$h^2 = \Omega_{m0}e^{-3x} + \Omega_{r0}e^{-4x} + c_0 e^{-\frac{2(\alpha-1)\beta+\alpha}{\alpha\beta}x} - \frac{\alpha(\beta-2)\Omega_{m0}}{(\alpha+2)\beta-2\alpha} e^{-3x} - \frac{\alpha(\beta-1)\Omega_{r0}}{(\alpha+1)\beta-\alpha} e^{-4x}, \quad (10)$$

where c_0 is an integration constant.

Equation (10) shows that we can consider the last three terms as the energy density of dark energy,

$$\rho_X = c_0 e^{-\frac{2(\alpha-1)\beta+\alpha}{\alpha\beta}x} - \frac{\alpha(\beta-2)\Omega_{m0}}{(\alpha+2)\beta-2\alpha} e^{-3x} - \frac{\alpha(\beta-1)\Omega_{r0}}{(\alpha+1)\beta-\alpha} e^{-4x}, \quad (11)$$

thus, the dark energy includes three terms; one of them slowly increases with decreasing redshift for

$$0 < \alpha < \frac{\beta}{1+\beta}, \quad (12)$$

while another is proportional to the evolution of non-relativistic matter e^{-3x} and radiation e^{-4x} . Observations

have confirmed that the energy density of the dark energy grows with time, which implies that $c_0 \neq 0$.

Equation (12) indicates that both constants α and β are positive while the second one is a necessary condition to have an expanded Universe.

For conserved energy current, we obtain the pressure of dark energy as

$$p_X = -\rho_X - \frac{1}{3} \frac{d\rho_X}{dx} = -\frac{\alpha}{3} \frac{(\beta-1)\Omega_{r0}}{(\alpha+1)\beta-\alpha} e^{-4x} - \frac{[(\alpha+2)\beta-2\alpha]c_0}{3\alpha\beta} e^{-\frac{2(\alpha-1)\beta+\alpha}{\alpha\beta}x}. \quad (13)$$

To have a more compact and convenient mathematical framework, Eqs. (12) and (13) can be expressed as

$$\rho_X = c_0 e^{-\frac{2(\alpha\beta+\xi-\zeta)}{\alpha\beta}x} - \frac{\alpha(\beta-2)\Omega_{m0}}{\zeta} e^{-3x} - \frac{\alpha(\beta-1)\Omega_{r0}}{\xi} e^{-4x}, \quad (14)$$

$$p_X = -\frac{\alpha(\beta-1)\Omega_{r0}}{3\xi} e^{-4x} - \frac{\zeta c_0}{3\alpha\beta} e^{-\frac{2(\alpha\beta+\xi-\zeta)}{\alpha\beta}x}, \quad (15)$$

where we define

$$\zeta \equiv (\alpha+2)\beta-2\alpha, \quad (16)$$

$$\xi \equiv (\alpha+1)\beta-\alpha. \quad (17)$$

The equation of state $\omega_X = p_X/\rho_X$ of dark energy is given by

$$\omega_X = -1 + \frac{\zeta}{3\alpha\beta} \left[\frac{\alpha^2\beta(\beta-1)\Omega_{r0}e^{-4x} + \zeta\xi c_0 e^{-\frac{2(\alpha\beta+\xi-\zeta)}{\alpha\beta}x}}{\alpha\xi(\beta-2)\Omega_{m0}e^{-3x} + \alpha\zeta(\beta-1)\Omega_{r0}e^{-4x} - \zeta\xi c_0 e^{-\frac{2(\alpha\beta+\xi-\zeta)}{\alpha\beta}x}} \right]. \quad (18)$$

There are three constants, namely α , β , and c_0 , in the expressions of ρ_X and p_X . With the aid of current observational data, the values of these constants can be found. For example, we set $\omega_{X0} \approx -1$, $H_0 = 67.4$, $\Omega_{m0} \approx 0.315$, and $\Omega_{r0} \approx 8.1 \times 10^{-5}$ [43]. Thus, according to Eq. (9), in the current Universe, $x = 0$, and we have

$$c_0 = \frac{\alpha^2(\beta^2-3\beta+2)}{\zeta\xi} + \frac{(2.37\alpha+1.37)\beta^2-3.37\alpha\beta}{\zeta\xi}. \quad (19)$$

Furthermore, substituting Eq. (19) into Eq. (18) yields α expressed as

$$\alpha \approx \frac{1.37\beta}{1.05\beta+2}. \quad (20)$$

Moreover, using Eq. (12), we obtain

$$0 < \beta < 1.99. \quad (21)$$

Figure 1 shows the general behavior of the equation of state of dark energy in our model. Note that the evolution of the equation of state depends only on the value of β ; for values of β near zero and less than 1, the dark energy evolves faster than for $\beta > 1$ and $\beta \rightarrow 2$. However, regardless of the value of β , the dark energy in our model behaves as a phantom field in the near future and approaches $\omega_X \approx -1$ in the present time, while behaving nearly like matter for $\omega_X \approx 0.33$.

To find and constrain β by observational data, plausible approaches to follow include the use of different sets of Supernovae Ia data and methods such as the Monte

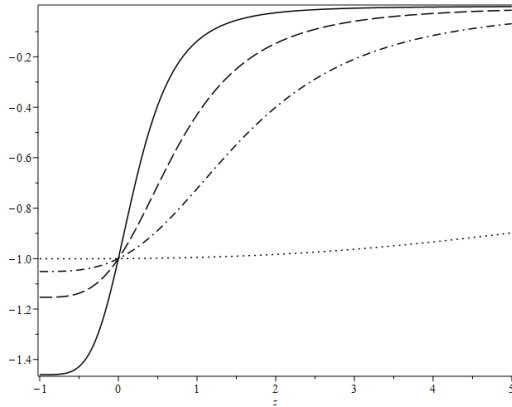


Fig. 1. Evolution of the equation of state versus redshift for $\beta = 0.5$ (solid curve), $\beta = 1$ (dashed curve), $\beta = 1.5$ (dash-dotted curve), and $\beta = 1.99$ (dotted curve).

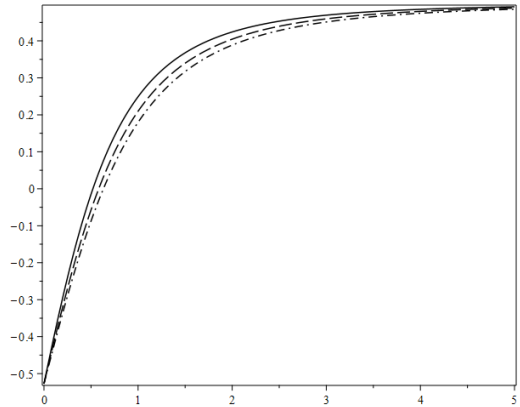


Fig. 2. Deceleration parameter as a function of redshift for $\beta = 1.315$ (solid curve), $\beta = 1.657$ (dashed curve), and $\beta = 1.99$ (dash-dotted curve).

Carlo Markov chain algorithm [44]. In this study, we used the results of the joint analysis of SNe+CMB data and the Λ CDM model, which suggests that the transition point occurs at $z_T = 0.52 - 0.73$ [45].

Hence, the set of constants $\{\alpha, \beta\}$ is given by

$$\alpha \approx 0.50 - 0.66, \tag{22}$$

$$\beta \approx 1.315 - 1.99, \tag{23}$$

where Eq. (20) is used. Note that setting $\beta = 1$ and 2 in Eq. (11) can cancel out the third and second terms, respectively. However, according to Eqs. (21) and (23), one finds the energy density of the dark energy in this model, which depends on matter and radiation. Thus, $\beta = 1$ or 2 yields no valuable models.

Figure 2 shows the evolution of the deceleration parameter of our model for $\beta = 1.315, 1.657,$ and 1.99 .

Figure 3 shows the age of the Universe as a function of redshift for $\beta = 1.657$.

$$t = \frac{1}{H_0} \int_0^{\frac{1}{1+z}} \frac{dx}{h}. \tag{24}$$

Note that the age of the Universe is ≈ 13.8 Gyr, which satisfies recent observations [43].

The three circles denote the ages of three old supernovae, LBDS 53W091 ($z = 1.55, t = 3.5$ Gyr) [46], LBDS 53W069 ($z = 1.43, t = 4.0$ Gyr) [47], and APM 08279+5255 ($z = 3.91, t = 2.1$ Gyr) [48]. It shows that our model reduces errors in the age of these old supernovae under the Ricci holographic dark energy.

Note also that our model yields a valuable equation of the state, deceleration parameter, and age of the Universe. Next, we compare our model with the Ricci holographic dark energy. From Eqs. (11) and (13), we can express the

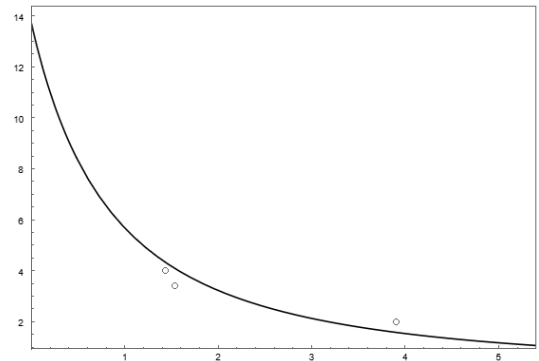


Fig. 3. Age of the Universe versus redshift for $\beta = 1.657$.

energy density and pressure of the dark energy in our model as

$$\rho_X \approx -15 \times 10^{-6} e^{-4x} + 0.021 e^{-3x} + 0.66 e^{0.095x}, \tag{25}$$

$$p_X \approx -5.2 \times 10^{-6} e^{-4x} - 0.68 e^{0.095x}, \tag{26}$$

while the corresponding parameters in the Ricci dark energy are

$$\rho_{XR} \approx 0.080 e^{-3x} + 0.65 e^{0.348x}, \tag{27}$$

$$p_{XR} \approx -0.73 e^{0.348x}, \tag{28}$$

where we have made use of the Planck data [43].

The general behavior of the energy density and pressure in our model and their corresponding parameters in the Ricci dark energy are illustrated in Figs. 4 and 5. As shown in Fig. 4, the energy density of the Ricci dark energy is always larger than the energy density in our mod-

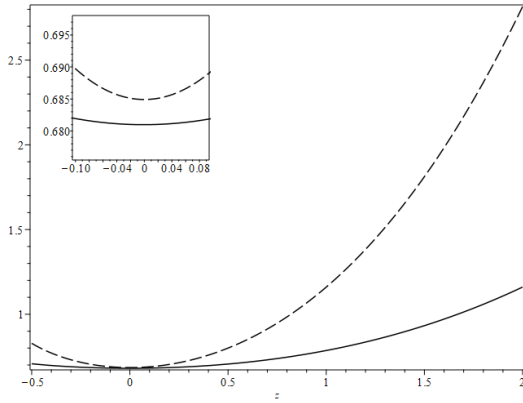


Fig. 4. Energy density of our model (solid curve) compared with the corresponding parameter in the Ricci dark energy (dashed curve). We set $\beta = 1.657$ in our model.

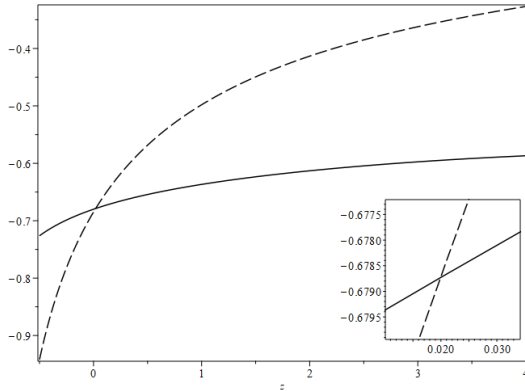


Fig. 5. Pressure of the dark energy in our model (solid curve) compared with the pressure in the Ricci dark energy (dashed curve) for $\beta = 1.657$.

el; in the current Universe, they present a minimum deviation from each other, $\Delta\rho \approx 0.004$. The pressure in the Ricci scalar model goes to zero at infinity while this parameter in our model goes to negative infinity in high redshift. Therefore, this pressure can cancel the effects of the energy density of the dark energy in the past. The pressure of our dark energy coincides with the corresponding parameter in the Ricci dark energy at $z \approx 0.02$, while their mutual deviation is approximately 0.005 in the present Universe.

In a final comparison between our model and Ricci dark energy, we investigated the evolution of different components using modifying *COLOSSUS* code [49]. Although both models coincide with observational data in the current Universe, our model makes smaller errors compared with the Λ CDM theory in high redshifts (approximately 9%). However, further consideration demonstrates that, for $\beta \rightarrow 1.99$, the error in our model compared with the Λ CDM theory is less than 1%. This error in the Ricci dark energy model is approximately 23%.

So far, we have analyzed our model and compared its

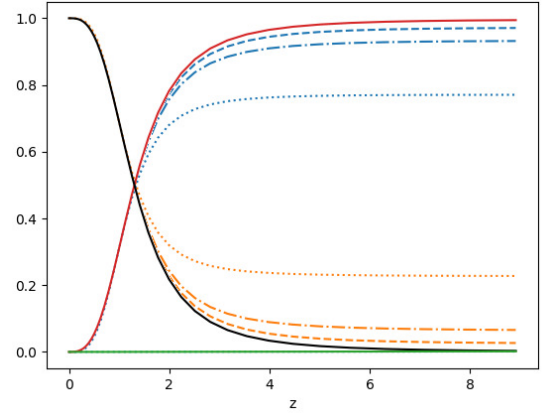


Fig. 6. (color online) Evolution of different cosmic components in our model for $\beta = 1.657$ (dash-dotted curves), $\beta = 1.99$ (dashed curves), and Ricci dark energy (dotted curves) compared with the Λ CDM model (solid curves). Blue curves represent matter evolution in our model and Ricci dark energy, while orange curves represent dark energy evolution in these models.

results with the Ricci dark energy model. In the next section, we study the structure formation in our model and a modified version of the *CAMB* code [50].

III. STRUCTURE FORMATION

Our model, similar to the Ricci dark energy model, represents dark energy that behaves as matter in the past with a positive equation of state and positive pressure. Hence, our dark energy behaves like matter during most of the matter epoch. Therefore, in the early matter epoch, the matter component is greater than the corresponding component in the Λ CDM model. Given that dark energy in our model is described as a matter component with $\omega_X \approx 0.33$ during matter domination, the difference in matter component between our model and the Λ CDM theory can be as large as approximately 33%. Therefore, it is necessary to consider structure formation during the matter-dominated epoch and explore how dark energy affects usual structure formation in our model.

In Fig. 7, we compare the theoretical angular spectrum of CMB temperature anisotropy in our model with that of the Λ CDM model. To have a better insight, we calculated CMB TT, EE, and TE in Fig. 7. Note that they mostly differ from the standard model of cosmology at small scales; the experimental error bars are very large and thus the model is not in conflict with current CMB observations. The largest errors are approximately 7% for CMB TT, approximately 14% for CMB EE, and approximately 40% for CMB TE when we set $\beta = 1.657$. The corresponding errors are less than 1% when $\beta \rightarrow 1.99$. This demonstrates that the model agrees with the Λ CDM model for the upper bound of constant β .

We also studied the matter power spectrum of our

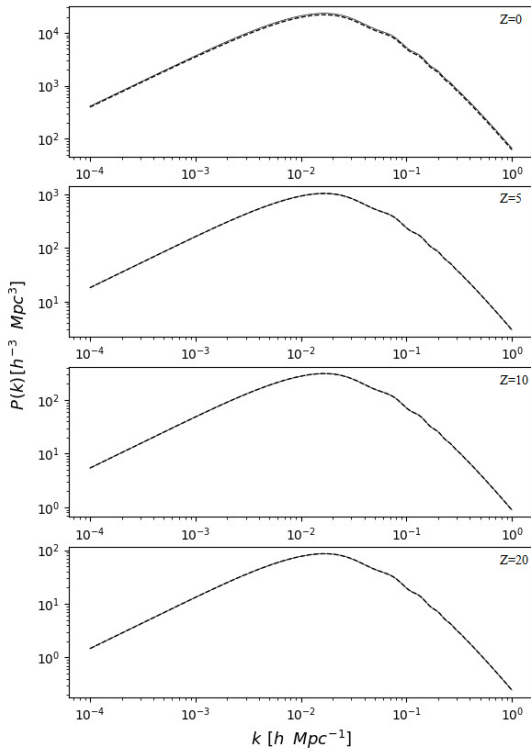


Fig. 7. Theoretical CMB TT (top panel), EE (middle panel), and TE (bottom panel) for our model (dashed curves) compared with the corresponding parameters in the Λ CDM model. In this case, we set $\beta = 1.657$.

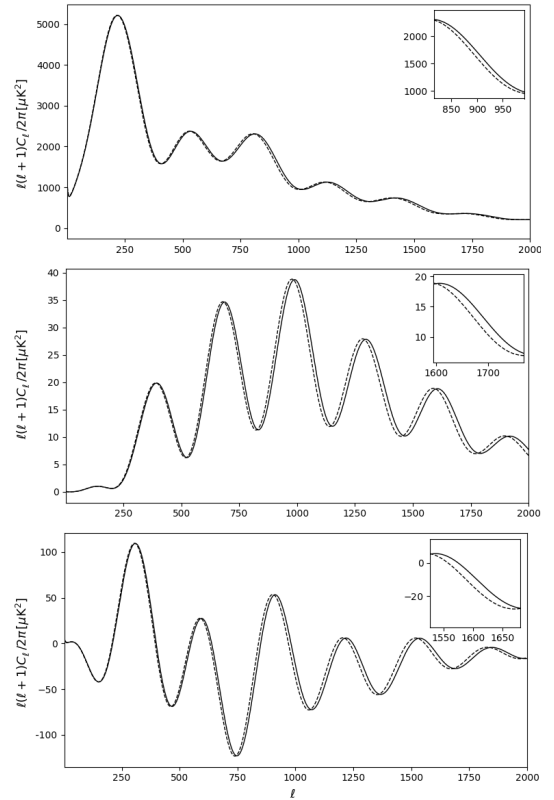


Fig. 8. Matter power spectra for different redshifts of our model (dashed curves) compared to the Λ CDM model (solid lines). We set $\beta = 1.657$.

model for $\beta = 1.657$; it is shown in Fig. 8. As expected, the radiation term in the energy density of the dark energy alleviates dust-like component effects. Therefore, the matter-radiation equality occurred at the same a_{eq} in the Λ CDM model. By decreasing redshifts, the deviation between our model and the Λ CDM model grows. However, these errors are not too large: at $k = 10^{-1}$, for $z = 0$, the error is less than 6%; at $z = 5, 10$, and 20 , the corresponding errors are less than 2%, 0.06%, and 0.006%, respectively. However, we expect that these errors will not be larger than 0.001% for $\beta \rightarrow 1.99$.

The gravitational lensing of the CMB generates an observed polarization pattern. At the end of this study, we explored the lensing B-mode. This signal provides a measure of the projected mass distribution over the entire observable Universe and is considered a relevant instrument for the measurement of primordial gravity wave signals [51–52]. The largest difference between our model and the Λ CDM model is approximately 4% around multipoles $\ell \approx 880$ for default accuracy. This deviation for other lens-potential accuracies is approximately 7% (Fig. 9).

IV. REMARKS

Dark energy as a dominant component in the late-

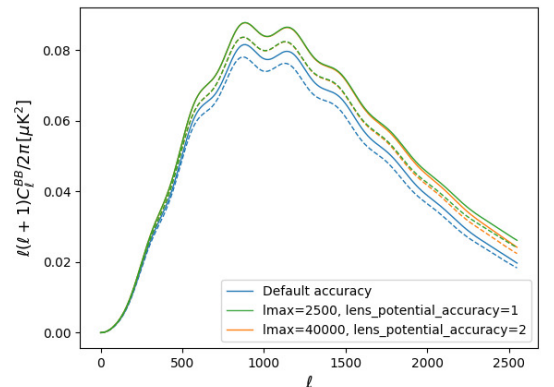


Fig. 9. (color online) The B-mode of our model (dashed curves) compared with the Λ CDM model (solid curves) for three lens-potential accuracies.

time Universe is one of the robust unsolved problems in modern physics. The holographic principle proposes a set of dark energy models in which the dark energy density is inversely proportional to the area of the event horizon of the Universe. In this study, we reconsidered holographic dark energy such that the energy density of dark energy comes from the acceleration of the particle horizon. This model is similar to the Ricci dark energy model with different constants. Ricci dark energy presents two signific-

ant deviations compared with the Λ CDM model: in describing the age of old supernovae (Fig. 4 in Ref. [34]) and in the value of cosmic components in high redshifts (Fig. 6 in this study). These inconsistencies are alleviated in our model by fixing constant β . For $\beta \rightarrow 1.99$, the behavior of most parameters, such as the evolution of components in high redshifts, matter power spectrum, and theoretical angular spectrum of CMB temperature anisotropy, coincides with the Λ CDM theory with errors less than 0.1%.

Constants in the model alleviate problems of the Ricci dark energy. Furthermore, consideration of structure formation parameters such as the angular spectrum of CMB temperature anisotropy and linear matter power spectrum demonstrates that our model agrees with observational data with small errors.

Similar to the Ricci dark energy model, the causality,

fine-tuning, and coincidence problems are solved in our model. Given that our dark energy is determined by the locally observational particle horizon rather than by the future event horizon, the causality problem is solved. Furthermore, given that the energy density of dark energy in the current study is not associated with high-energy physics scales such as the Planck scale, the fine-tuning problem is solved. During the matter-dominated era, the energy density of dark energy becomes comparable to the Hubble parameter and to the size of the non-relativities matter. Thus, the coincidence problem in the late-time Universe is alleviated.

ACKNOWLEDGMENTS

The author thanks V. D. Ivashchuk and A. H. Fazlollahi for considering and revising the manuscript and also the referees for their reviews and useful comments.

References

- [1] C. L. Bennett et al, *ApJS* **208**, 20 (2013)
- [2] G. Hinshaw et al, *ApJS* **208**, 19 (2013)
- [3] E. L. Wright, *New Astro. Rev.* **47**, 877 (2003)
- [4] M. J. Mortonson, *Phys. Rev. D* **80**, 123504 (2009)
- [5] M. S. Turner et al, *Phys. Rev. Lett.* **52**, 2090 (1984)
- [6] A. Rajagopal et al, *Phys. Lett. B* **737**, 277 (2014)
- [7] S. Perlmutter et al., *Astrophys. J.* **517**, 565 (1999)
- [8] A. G. Riess et al., *Astron. J.* **116**, 1009 (1998)
- [9] K. J. Ludwick, *Phys. Rev. D* **92**, 063019 (2015)
- [10] Pao-Yu Wang et al., arXiv: 1208.6579
- [11] S. Weinberg, arXiv: astro-ph/0005265
- [12] N. K. Sharma and J. K. Singh, *Int. J. Theor. Phys.*, **53**, 2912 (2014)
- [13] J. K. Singh, R. Nagpal, and S. K. J. Pacif, *Int. J. Geom. Meth. Mod. Phys.* **15**, 1850049 (2018)
- [14] P. H. R. S. Moraes et al., *Eur. Phys. J. C* **77**, 480 (2017)
- [15] A. Nath, P. K. Sahoo, and S. K. Sahu, *The Eur. Phys. J. Plus*, **131**, 18 (2016)
- [16] M. F. Shamir, *Commun. Theor. Phys.* **65**, 3 (2016)
- [17] M. E. S. Alves, P. H. R. S. Moraes, J. C. N. de Araujo et al., *Phys. Rev. D* **94**, 024032 (2016)
- [18] Jun-Qi Guo et al., *Phys. Rev. D* **88**, 124036 (2013)
- [19] A. Paliathanasis et al., *Phys. Rev. D* **94**, 023525 (2016)
- [20] H. R. Fazlollahi, *Phys. Dark Univ.* **35**, 100962 (2022)
- [21] G. t' Hooft, *Basics and Highlights in Fundamental Physics*, 72 (2001)
- [22] L. Susskind, *J. Math. Phys.* **36**, 6377 (1995)
- [23] J. M. Maldacena, *Adv. Theor. Math. Phys.* **2**, 231 (1998)
- [24] W. Fischler and L. Susskind, arXiv: hep-th/9806039
- [25] R. Bousso, *Rev. Mod. Phys.* **74**, 825 (2000)
- [26] A. Cohen, D. Kaplan, and A. Nelson, *Phys. Rev. Lett.* **82**, 4971 (1999)
- [27] P. Horava and D. Minic, *Phys. Rev. Lett.* **85**, 1610 (2000)
- [28] S. Thomas, *Phys. Rev. Lett.* **89**, 081301 (2002)
- [29] L. N. Granda and A. Oliveros, *Phys. Lett. B* **669**, 275 (2008)
- [30] M. Li et al, *JCAP* **2009**, 036 (2009)
- [31] S. del Campo et al, *Phys. Rev. D* **83**, 123006 (2011)
- [32] G. Ghaffari et al, *Phys. Rev. D* **89**, 123009 (2014)
- [33] K. Karami and J. Fehri, *Int. J. Theor. Phys.* **49**, 1118 (2010)
- [34] C. Gao et al., *Phys. Rev. D* **79**, 043511 (2009)
- [35] Xin Zhang, *Phys. Rev. D* **79**, 103509 (2009)
- [36] M. BouhmadiLopez et al., *Euro. Phys. J. C* **78**, 330 (2018)
- [37] Chao-Jun Feng and Xin-Zhou Li, *Phys. Lett. B* **680**(4), 355 (2009)
- [38] C. P. Singh and A. Kumar, *Astrophysics and Space Science* **364**, 94 (2019)
- [39] R. Bousso, *JHEP* **1999**, 004 (1999)
- [40] S. D. H. Hsu, *Phys. Lett. B* **594**, 13 (2004)
- [41] M. Li, *Phys. Lett. B* **603**, 1 (2004)
- [42] M. Cruz and S. Lepe, *Nucl. Phys. B* **956**, 115017 (2020)
- [43] N. Aghanim et al. (Planck Collaboration), *Astron. & Astrophys.* **641**, A6 (2018), [Erratum: *Astron. & Astrophys.* **652**, C4 (2021)]
- [44] D. Foreman-Mackey et al, *PASP* **125**, 306 (2013)
- [45] Z. H. Zhu, M. K. Fujimoto, and X. T. He, *ApJ* **603**, 365 (2004)
- [46] J. Dunlop, J. Peacock, H. Spinrad et al., *Nature* **381**, 581 (1996)
- [47] H. Spinrad et al., *Astrophys. J.* **484**, 581 (1997)
- [48] D. Jain and A. Dev, *Phys. Lett. B* **633**(4-5), 436 (2006)
- [49] B. Diemer, *ApJS* **239**, 35 (2018), arXiv:1712.04512
- [50] A. Lewis and A. Challinor, <http://camb.info/>
- [51] P. Abrial et al., *Stat. Methodology* **5**, 289 (2008)
- [52] J. Delabrouille et al., *A&A* **493**, 835 (2009)