

Observation of a $p\bar{p}$ mass threshold enhancement in $\psi' \rightarrow \pi^+\pi^-\text{J}/\psi(\text{J}/\psi \rightarrow \gamma p\bar{p})$ decay*

M. Ablikim(麦迪娜)¹ M. N. Achasov⁵ L. An(安磊)⁹ Q. An(安琪)³¹ Z. H. An(安正华)¹
 J. Z. Bai(白景芝)¹ Y. Ban(班勇)¹⁸ N. Berger¹ J. M. Bian(边渐鸣)¹ I. Boyko¹³ R. A. Briere³
 V. Bytev¹³ X. Cai(蔡啸)¹ G. F. Cao(曹国富)¹ X. X. Cao(曹学香)¹ J. F. Chang(常劲帆)¹
 G. Chelkov^{13,a} G. Chen(陈刚)¹ H. S. Chen(陈和生)¹ J. C. Chen(陈江川)¹ L. P. Chen(陈丽平)¹
 M. L. Chen(陈玛丽)¹ P. Chen(陈鹏)¹ S. J. Chen(陈申见)¹⁶ Y. B. Chen(陈元柏)¹ Y. P. Chu(初元萍)¹
 D. Cronin-Hennessy³⁰ H. L. Dai(代洪亮)¹ J. P. Dai(代建平)¹ D. Dedovich¹³ Z. Y. Deng(邓子艳)¹
 I. Denysenko^{13,b} M. Destefanis³² Y. Ding(丁勇)¹⁴ L. Y. Dong(董燎原)¹ M. Y. Dong(董明义)¹
 S. X. Du(杜书先)³⁶ M. Y. Duan(段麦英)²¹ J. Fang(方建)¹ C. Q. Feng(封常青)³¹ C. D. Fu(傅成栋)¹
 J. L. Fu(傅金林)¹⁶ Y. Gao(高原宁)²⁷ C. Geng(耿聪)³¹ K. Goetzen⁷ W. X. Gong(龚文煊)¹ M. Greco³²
 S. Grishin¹³ Y. T. Gu(顾运厅)⁹ A. Q. Guo(郭爱强)¹⁷ L. B. Guo(郭立波)¹⁵ Y. P. Guo(郭玉萍)¹⁷
 S. Q. Han(韩少卿)¹⁵ F. A. Harris²⁹ K. L. He(何康林)¹ M. He(何苗)¹ Z. Y. He(何振亚)¹⁷
 Y. K. Heng(衡月昆)¹ Z. L. Hou(侯治龙)¹ H. M. Hu(胡海明)¹ J. F. Hu(胡继峰)⁶ T. Hu(胡涛)¹
 X. W. Hu(胡小为)¹⁶ B. Huang(黄彬)¹ G. M. Huang(黄光明)¹¹ J. S. Huang(黄金书)¹⁰
 X. T. Huang(黄性涛)²⁰ Y. P. Huang(黄燕萍)¹ C. S. Ji(姬长胜)³¹ Q. Ji(纪全)¹ X. B. Ji(季晓斌)¹
 X. L. Ji(季筱璐)¹ L. K. Jia(贾卢魁)¹ L. L. Jiang(姜丽丽)¹ X. S. Jiang(江晓山)¹ J. B. Jiao(焦健斌)²⁰
 D. P. Jin(金大鹏)¹ S. Jin(金山)¹ S. Komamiya²⁶ W. Kuehn²⁸ S. Lange²⁸ J. K. C. Leung(梁干庄)²⁵
 C. Li(李澄)³¹ C. Li(李翠)³¹ D. M. Li(李德民)³⁶ F. Li(李飞)¹ G. Li(李刚)¹ H. B. Li(李海波)¹
 J. Li(李捷)¹ J. C. Li(李家才)¹ L. Li(李蕾)¹ L. Li(李陆)¹ Q. J. Li(李秋菊)¹ W. D. Li(李卫东)¹
 W. G. Li(李卫国)¹ X. L. Li(李晓玲)²⁰ X. N. Li(李小男)¹ X. Q. Li(李学潜)¹⁷ X. R. Li(李秀荣)¹
 Y. X. Li(李玉晓)³⁶ Z. B. Li(李志兵)²³ H. Liang(梁昊)³¹ T. R. Liang(梁泰然)¹⁷ Y. T. Liang²⁸
 Y. F. Liang(梁勇飞)²² G. R. Liao(廖广睿)⁸ X. T. Liao(廖小涛)¹ B. J. Liu(刘北江)^{24,25} C. L. Liu³
 C. X. Liu(刘春秀)¹ C. Y. Liu(刘春燕)¹ F. H. Liu(刘福虎)²¹ F. Liu(刘芳)¹ F. Liu(刘峰)¹¹
 G. C. Liu(刘冠川)¹ H. Liu(刘虎)¹ H. B. Liu(刘宏邦)⁶ H. M. Liu(刘怀民)¹ H. W. Liu(刘红薇)¹
 J. Liu(刘健)¹ J. P. Liu(刘觉平)³⁴ K. Liu(刘坤)¹⁸ K. Y. Liu(刘魁勇)¹⁴ Q. Liu²⁹ S. B. Liu(刘树彬)³¹
 X. H. Liu(刘晓海)¹ Y. B. Liu(刘玉斌)¹⁷ Y. F. Liu(刘艳芳)¹⁷ Y. W. Liu(刘衍文)³¹ Y. Liu(刘勇)¹
 Z. A. Liu(刘振安)¹ G. R. Lu(鲁公儒)¹⁰ J. G. Lü(吕军光)¹ Q. W. Lü(吕绮雯)²¹ X. R. Lü(吕晓睿)⁶
 Y. P. Lu(卢云鹏)¹ C. L. Luo(罗成林)¹⁵ M. X. Luo(罗民兴)³⁵ T. Luo(罗涛)¹ X. L. Luo(罗小兰)¹
 C. L. Ma(马长利)⁶ F. C. Ma(马凤才)¹⁴ H. L. Ma(马海龙)¹ Q. M. Ma(马秋梅)¹ X. Ma(马想)¹
 X. Y. Ma(马骁妍)¹ M. Maggiora³² Y. J. Mao(冒亚军)¹⁸ Z. P. Mao(毛泽普)¹ J. Min(闵建)¹
 X. H. Mo(莫晓虎)¹ N. Yu. Muchnoi⁵ Y. Nefedov¹³ F. P. Ning(宁飞鹏)²¹ S. L. Olsen¹⁹
 Q. Ouyang(欧阳群)¹ M. Pelizaeus² K. Peters⁷ J. L. Ping(平加伦)¹⁵ R. G. Ping(平荣刚)¹ R. Poling³⁰
 C. S. J. Pun(潘振声)²⁵ M. Qi(祁鸣)¹⁶ S. Qian(钱森)¹ C. F. Qiao(乔从丰)⁶ J. F. Qiu(邱进发)¹
 G. Rong(荣刚)¹ X. D. Ruan(阮向东)⁹ A. Sarantsev^{13,c} M. Shao(邵明)³¹ C. P. Shen²⁹

Received 29 January 2010

*Supported by Ministry of Science and Technology of China (2009CB825200), National Natural Science Foundation of China (NSFC) (10625524, 10821063, 10825524, 10835001, 10935007), Chinese Academy of Sciences (CAS) Large-Scale Scientific Facility Program, CAS (KJCX2-YW-N29, KJCX2-YW-N45), 100 Talents Program of CAS; Istituto Nazionale di Fisica Nucleare, Italy, Russian Foundation for Basic Research (08-02-92221, 08-02-92200-NSFC-a), Siberian Branch of Russian Academy of Science, joint project No 32 with CAS, Chinese University of Hong Kong Focused Investment Grant (3110031), U. S. Department of Energy (DE-FG02-04ER41291, DE-FG02-91ER40682, DE-FG02-94ER40823), WCU Program of National Research Foundation of Korea (R32-2008-000-10155-0). D. Cronin-Hennessy thanks the A.P. Sloan Foundation

©2009 Chinese Physical Society and the Institute of High Energy Physics of the Chinese Academy of Sciences and the Institute of Modern Physics of the Chinese Academy of Sciences and IOP Publishing Ltd

X. Y. Shen(沈肖雁)¹ H. Y. Sheng(盛华义)¹ S. Sonoda²⁶ S. Spataro³² B. Spruck²⁸ D. H. Sun(孙德辉)¹
 G. X. Sun(孙功星)¹ J. F. Sun(孙俊峰)¹⁰ S. S. Sun(孙胜森)¹ X. D. Sun(孙晓东)¹ Y. J. Sun(孙勇杰)³¹
 Y. Z. Sun(孙永昭)¹ Z. J. Sun(孙志嘉)¹ Z. T. Sun(孙振田)³¹ C. J. Tang(唐昌建)²² X. Tang(唐晓)¹
 X. F. Tang(唐秀福)⁸ H. L. Tian(田浩来)¹ D. Toth³⁰ G. S. Varner²⁹ X. Wan(万霞)¹
 B. Q. Wang(王博群)¹⁸ J. K. Wang(王纪科)¹ K. Wang(王科)¹ L. L. Wang(王亮亮)⁴
 L. S. Wang(王灵淑)¹ P. Wang(王平)¹ P. L. Wang(王佩良)¹ Q. Wang(王强)¹ S. G. Wang(王思广)¹⁸
 X. D. Wang(王晓东)²¹ X. L. Wang(汪晓莲)³¹ Y. D. Wang(王雅迪)³¹ Y. F. Wang(王贻芳)¹
 Y. Q. Wang(王亚乾)²⁰ Z. Wang(王铮)¹ Z. G. Wang(王志刚)¹ Z. Y. Wang(王至勇)¹ D. H. Wei(魏代会)⁸
 S. P. Wen(文硕频)¹ U. Wiedner² L. H. Wu(伍灵慧)¹ N. Wu(吴宁)¹ Y. M. Wu(吴元明)¹ Z. Wu(吴智)¹
 Z. J. Xiao(肖振军)¹⁵ Y. G. Xie(谢宇广)¹ G. F. Xu(许国发)¹ G. M. Xu(徐光明)¹⁸ H. Xu(徐昊)¹
 M. Xu(徐敏)³¹ M. Xu(徐明)⁹ X. P. Xu(徐新平)^{11,d} Y. Xu(徐晔)¹⁷ Z. Z. Xu(许咨宗)³¹ Z. Xue(薛镇)³¹
 L. Yan(严亮)³¹ W. B. Yan(鄢文标)³¹ Y. H. Yan(颜永红)¹² H. X. Yang(杨洪勋)¹ M. Yang(杨明)¹
 P. Yang(杨璞)¹⁷ S. M. Yang(杨世明)¹ Y. X. Yang(杨永翔)⁸ M. Ye(叶梅)¹ M. H. Ye(叶铭汉)⁴
 B. X. Yu(俞伯祥)¹ C. X. Yu(喻纯旭)¹⁷ L. Yu(俞玲)¹¹ C. Z. Yuan(苑长征)¹ Y. Yuan(袁野)¹
 Y. Zeng(曾云)¹² B. X. Zhang(张丙新)¹ B. Y. Zhang(张炳云)¹ C. C. Zhang(张长春)¹
 D. H. Zhang(张达华)¹ H. H. Zhang(张宏浩)²³ H. Y. Zhang(章红宇)¹ J. W. Zhang(张家文)¹
 J. Y. Zhang(张建勇)¹ J. Z. Zhang(张景芝)¹ L. Zhang(张雷)¹⁶ S. H. Zhang(张书华)¹
 X. Y. Zhang(张学尧)²⁰ Y. Zhang(张瑶)¹ Y. H. Zhang(张银鸿)¹ Z. P. Zhang(张子平)³¹ C. Zhao(赵川)³¹
 H. S. Zhao(赵海升)¹ J. W. Zhao(赵家伟)³¹ J. W. Zhao(赵京伟)¹ L. Zhao(赵雷)³¹ L. Zhao(赵玲)¹
 M. G. Zhao(赵明刚)¹⁷ Q. Zhao(赵强)¹ S. J. Zhao(赵书俊)³⁶ T. C. Zhao³³ X. H. Zhao(赵祥虎)¹⁶
 Y. B. Zhao(赵豫斌)¹ Z. G. Zhao(赵政国)³¹ A. Zhemchugov^{13a} B. Zheng(郑波)¹ J. P. Zheng(郑建平)¹
 Y. H. Zheng(郑阳恒)⁶ Z. P. Zheng(郑志鹏)¹ B. Zhong(钟彬)¹⁵ J. Zhong² L. Zhou(周莉)¹
 Z. L. Zhou(周中良)¹ C. Zhu(朱程)¹ K. Zhu(朱凯)¹ K. J. Zhu(朱科军)¹ Q. M. Zhu(朱启明)¹
 X. W. Zhu(朱兴旺)¹ Y. S. Zhu(朱永生)¹ Z. A. Zhu(朱自安)¹ J. Zhuang(庄建)¹ B. S. Zou(邹冰松)¹
 J. H. Zou(邹佳恒)¹ J. X. Zuo(左嘉旭)¹ P. Zweber³⁰
 (BESIII collaboration)

¹ Institute of High Energy Physics, CAS, Beijing 100049, China

² Bochum Ruhr-University, 44780 Bochum, Germany

³ Carnegie Mellon University, Pittsburgh, PA 15213, USA

⁴ China Center of Advanced Science and Technology, Beijing 100190, China

⁵ G.I. Budker Institute of Nuclear Physics SB RAS (BINP), Novosibirsk 630090, Russia

⁶ Graduate University of Chinese Academy of Sciences, Beijing 100049, China

⁷ GSI Helmholtzcentre for Heavy Ion Research GmbH, D-64291 Darmstadt, Germany

⁸ Guangxi Normal University, Guilin 541004, China

⁹ Guangxi University, Nanning 530004, China

¹⁰ Henan Normal University, Xinxiang 453007, China

¹¹ Huazhong Normal University, Wuhan 430079, China

¹² Hunan University, Changsha 410082, China

¹³ Joint Institute for Nuclear Research, 141980 Dubna, Russia

¹⁴ Liaoning University, Shenyang 110036, China

¹⁵ Nanjing Normal University, Nanjing 210046, China

¹⁶ Nanjing University, Nanjing 210093, China

¹⁷ Nankai University, Tianjin 300071, China

¹⁸ Peking University, Beijing 100871, China

¹⁹ Seoul National University, Seoul, 151-747 Korea

²⁰ Shandong University, Jinan 250100, China

²¹ Shanxi University, Taiyuan 030006, China

²² Sichuan University, Chengdu 610064, China

²³ Sun Yat-Sen University, Guangzhou 510275, China

²⁴ The Chinese University of Hong Kong, Shatin, N.T., Hong Kong, China

²⁵ The University of Hong Kong, Pokfulam, Hong Kong, China

²⁶ The University of Tokyo, Tokyo 113-0033 Japan

²⁷ Tsinghua University, Beijing 100084, China

²⁸ Universitaet Giessen, 35392 Giessen, Germany

²⁹ University of Hawaii, Honolulu, Hawaii 96822, USA

³⁰ University of Minnesota, Minneapolis, MN 55455, USA

³¹ University of Science and Technology of China, Hefei 230026, China

³² University of Turin and INFN, Turin, Italy

³³ University of Washington, Seattle, WA 98195, USA

³⁴ Wuhan University, Wuhan 430072, China

³⁵ Zhejiang University, Hangzhou 310027, China

³⁶ Zhengzhou University, Zhengzhou 450001, China

^a also at the Moscow Institute of Physics and Technology, Moscow, Russia

^b on leave from the Bogolyubov Institute for Theoretical Physics, Kiev, Ukraine

^c also at the PNPI, Gatchina, Russia

^d currently at Suzhou University, Suzhou 215006, China

Abstract The decay channel $\psi' \rightarrow \pi^+\pi^- J/\psi(J/\psi \rightarrow \gamma p\bar{p})$ is studied using a sample of 1.06×10^8 ψ' events collected by the BESIII experiment at BEPCII. A strong enhancement at threshold is observed in the $p\bar{p}$ invariant mass spectrum. The enhancement can be fitted with an S -wave Breit-Wigner resonance function with a resulting peak mass of $M = 1861_{-13}^{+6}$ (stat) $_{-26}^{+7}$ (syst) MeV/ c^2 and a narrow width that is $\Gamma < 38$ MeV/ c^2 at the 90% confidence level. These results are consistent with published BESII results. These mass and width values do not match with well established mesons.

Key words $p\bar{p}$, threshold enhancement

PACS 13.85.Hd, 25.75.Gz

An anomalously strong $p\bar{p}$ mass threshold enhancement was observed by the BES II experiment in the radiative decay process $J/\psi \rightarrow \gamma p\bar{p}$ [1]. In Ref. [1] it was noted that when an S -wave Breit-Wigner resonance function is fitted to the $p\bar{p}$ mass distribution, the peak mass is below the $p\bar{p}$ mass threshold at $M = 1859_{-10}^{+3}$ (stat) $_{-25}^{+5}$ (syst) MeV/ c^2 and the total width is $\Gamma < 30$ MeV/ c^2 (at the 90% C.L.). An interesting feature of this enhancement is that corresponding structures are not observed in near-threshold $p\bar{p}$ cross section measurements, in B-meson decays [2, 3], in radiative ψ' or $\Upsilon \rightarrow \gamma p\bar{p}$ decays [4, 5], or in $J/\psi \rightarrow \omega p\bar{p}$ decays [6]. These non-observations disfavor the attribution of the mass-threshold enhancement, which is uniquely observed in the $J/\psi \rightarrow \gamma p\bar{p}$ decay process, to the pure effects of $p\bar{p}$ final state interactions (FSI).

This experimental observation stimulated a number of theoretical speculations [7–12]. One of these is the intriguing suggestion that it is an example of a $p\bar{p}$ bound state, sometimes called baryonium [13], which has a long history and has been the subject of many experimental searches [14].

In this letter we report a study of the $p\bar{p}$ mass spectrum in the threshold region in the decay process $\psi' \rightarrow \pi^+\pi^- J/\psi(J/\psi \rightarrow \gamma p\bar{p})$. The analysis uses a sample of 1.06×10^8 ψ' events accumulated by the upgraded Beijing Spectrometer (BESIII) located at the Beijing Electron-Positron Collider (BEPC II) at the Beijing Institute of High Energy Physics.

BEPC II/BESIII [15] is a major upgrade of the BES II experiment at the BEPC accelerator [16]. The design peak luminosity of the double-ring e^+e^- collider, BEPC II, is 10^{33} cm $^{-2}$.s $^{-1}$ at a beam current of 0.93 A. The BESIII detector with a geometrical acceptance of 93% of 4π , consists of the following main components: 1) a small-celled, helium-based main draft chamber (MDC) with 43 layers. The average single wire resolution is 135 μ m, and the momentum resolution for 1 GeV charged particles in a 1 T magnetic field is 0.5%; 2) an electromagnetic calorimeter (EMC) made of 6240 CsI (TI) crystals arranged in a cylindrical shape (barrel) plus two endcaps. For 1.0 GeV photons, the energy resolution is 2.5% in the barrel and 5% in the endcaps, and the position resolution is 6 mm in the barrel and 9 mm in the endcaps; 3) a Time-Of-Flight system (TOF) for particle identification composed of a barrel part made of two layers with 88 pieces of 5 cm thick, 2.4 m long plastic scintillators in each layer, and two endcaps with 96 fan-shaped, 5 cm thick, plastic scintillators in each endcap. The time resolution is 80 ps in the barrel, and 110 ps in the endcaps, corresponding to a 2σ K/ π separation for momenta up to about 1.0 GeV; 4) a muon chamber system (MUC) made of 1000 m 2 of Resistive Plate Chambers (RPC) arranged in 9 layers in the barrel and 8 layers in the endcaps and incorporated in the return iron of the superconducting magnet. The position resolution is about 2 cm.

Candidate $\psi' \rightarrow \pi^+\pi^- J/\psi(J/\psi \rightarrow \gamma p\bar{p})$ events are

required to have at least one photon and four charged tracks within the polar angle region $|\cos\theta| < 0.93$ and a total net charge of zero. The TOF and dE/dx information are combined to form particle identification confidence levels for the π , K , and p hypotheses; each track is assigned to the particle type that corresponds to the hypothesis with the highest confidence level. Selected events are required to have both an identified proton and an identified anti-proton and no particle identification is required for the two remaining tracks. Candidate photons are required to have an energy deposit that is at least 25 MeV in the barrel EMC ($|\cos\theta| < 0.8$) and 50 MeV in the endcap EMCs ($0.86 < |\cos\theta| < 0.92$), and be isolated from the anti-proton track by more than 30° due to the strong annihilation of anti-protons, and from all other charged tracks by more than 10° . EMC timing requirements suppress electronic noise and energy deposits unrelated to the event.

Candidate J/ψ signals are identified by the invariant mass recoiling against the $\pi^+\pi^-$ pair, $|M_{\pi^+\pi^-} - m_{J/\psi}| < 0.006 \text{ GeV}/c^2$. Further requirements of $|U_{\text{miss}}| < 0.05 \text{ GeV}$, where $U_{\text{miss}} = (E_{\text{miss}} - |P_{\text{miss}}|)$, and $P_{\text{ty}}^2 < 0.0005 \text{ (GeV}/c)^2$, where $P_{\text{ty}}^2 = 4|P_{\text{miss}}|^2 \sin^2\theta_\gamma/2$, are imposed to suppress backgrounds from multi-photon events. Here E_{miss} and P_{miss} are, respectively, the missing energy and momentum of all charged particles, and θ_γ is the angle between the missing momentum and the photon direction. The requirement $|M_{\pi^+\pi^-p\bar{p}} - m_{\psi'}| > 0.03 \text{ GeV}/c^2$ is used to reduce the background from $\psi' \rightarrow \pi^+\pi^-p\bar{p}$.

Events that remain after these selection requirements are subjected to a four-constraint energy-momentum conservation kinematic fit to the hypothesis $\psi' \rightarrow \gamma\pi^+\pi^-p\bar{p}$. For events with more than one γ candidate, the combination with the smallest χ^2 is chosen. Events with $\chi^2 < 100$ are selected. Since the detection efficiencies for data and Monte Carlo (MC) simulated events are consistent for protons and antiprotons with momenta $p > 0.3 \text{ GeV}/c$, while differences occur for lower momentum tracks, we reject events with $p_p < 0.3 \text{ GeV}/c$ or $p_{\bar{p}} < 0.3 \text{ GeV}/c$.

Figure 1(a) shows the $p\bar{p}$ invariant mass distribution for surviving events. The distribution features a peak near $M_{p\bar{p}} = 2.98 \text{ GeV}/c^2$ that is consistent in mass, width, and yield with expectations for $\psi' \rightarrow \pi^+\pi^-J/\psi$ ($J/\psi \rightarrow \gamma p\bar{p}$), a broad enhancement around $M_{p\bar{p}} \sim 2.2 \text{ GeV}/c^2$, and a prominent low-mass peak at the $p\bar{p}$ mass threshold, similar

to that reported by BES II [1]. The Dalitz plot for selected events is shown in Fig. 1(b), where a band corresponding to the threshold enhancement is evident in the upper right corner.

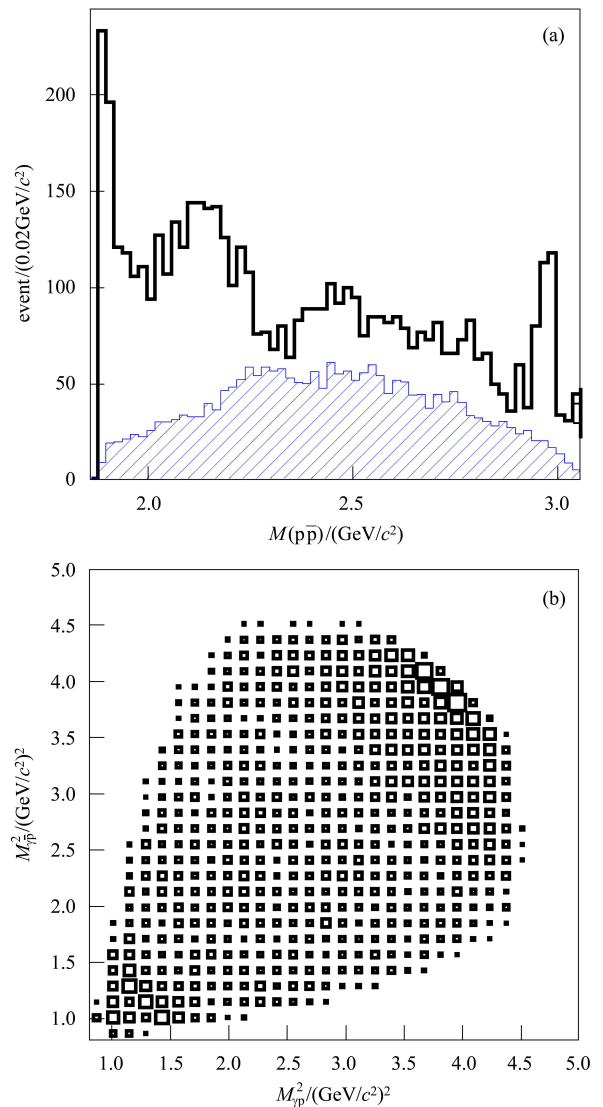


Fig. 1. The $p\bar{p}$ invariant mass spectrum for the selected $\psi' \rightarrow \pi^+\pi^-J/\psi$ ($J/\psi \rightarrow \gamma p\bar{p}$) candidate events. (a) The $p\bar{p}$ invariant mass spectrum; the open histogram is data and the hatched histogram is from a $\psi' \rightarrow \pi^+\pi^-J/\psi$ ($J/\psi \rightarrow \gamma p\bar{p}$) phase-space MC events (with arbitrary normalization). (b) An $M^2(\gamma p)$ (horizontal) versus $M^2(\gamma \bar{p})$ (vertical) Dalitz plot for the selected events.

Potential background processes are studied with an inclusive MC sample of 1×10^8 ψ' events generated according to the Lund-Charm model [17] and the Particle Data Group (PDG) decay tables [18].

None of the background sources produce an enhancement at the threshold region of $p\bar{p}$ invariant-mass spectrum. The dominant background is from $\psi' \rightarrow \pi^+\pi^- J/\psi(J/\psi \rightarrow \pi^0 p\bar{p})$ events, with asymmetric $\pi^0 \rightarrow \gamma\gamma$ decays where one of the photons has most of the π^0 energy. An exclusive MC sample of $\psi' \rightarrow \pi^+\pi^- J/\psi(J/\psi \rightarrow \pi^0 p\bar{p})$, generated with a uniform phase space distribution, indicates that the level of this background in the selected event sample with $M_{p\bar{p}} - 2m_p < 0.3 \text{ GeV}/c^2$ is 9% of the total.

To ensure further that the $p\bar{p}$ threshold enhancement is not due to background, each potential background is studied with data. Non- J/ψ backgrounds are studied using J/ψ mass-sideband events. For these there is no enhancement and their level of contamination of the selected event sample is about 2%. The dominant background channel, $\psi' \rightarrow \pi^+\pi^- J/\psi(J/\psi \rightarrow \pi^0 p\bar{p})$, is also studied with data. In this case, events with four charged tracks, including a proton and antiproton and two oppositely charged pions, and with two or more photons are selected, and subjected to a four-constraint kinematic fit to the $\psi' \rightarrow \gamma\gamma\pi^+\pi^- p\bar{p}$ hypothesis. J/ψ and π^0 signals are selected by the requirements $|M_{\pi^+\pi^-\text{recoiling}} - m_{J/\psi}| < 0.006 \text{ GeV}/c^2$ and $|M_{\gamma\gamma} - m_{\pi^0}| < 0.008 \text{ GeV}/c^2$ ($\pm 2\sigma$). There is no evidence of a narrow and strong enhancement near the $p\bar{p}$ mass threshold region.

The $M_{p\bar{p}}$ invariant mass spectrum in the threshold region for the selected $\pi^0 p\bar{p}$ events is shown in Fig. 2(a), where no threshold enhancement is evident. The distribution is well described by a function of the form $f_{\text{bkg}}(\delta) = N(\delta^{1/2} + a_1\delta^{3/2} + a_2\delta^{5/2})$, where $\delta = M_{p\bar{p}} - 2m_p$ and the shape parameters a_1 and a_2 are determined from a fit to selected $\gamma p\bar{p}$ events for $\psi' \rightarrow \pi^+\pi^- J/\psi(J/\psi \rightarrow \gamma p\bar{p})$ phase-space MC sample shown in Fig. 2(b).

To characterize the $p\bar{p}$ threshold mass enhancement, we fit it with an acceptance weighted Breit-Wigner (BW) function of the form $BW(M) \propto \frac{q^{2L+1}k^3}{(M^2 - M_0^2)^2 + M_0^2\Gamma^2}$, where Γ is a constant (determined from fit), q is the proton momentum in the $p\bar{p}$ rest-frame, L is the $p\bar{p}$ orbital angular momentum, and k is the photon momentum, together with the function $f_{\text{bkg}}(\delta)$ with free normalization and constants a_1 and a_2 fixed at the $\pi^0 p\bar{p}$ phase-space MC values (i.e. the curves shown in Fig. 2) to represent the background from mis-reconstructed $\pi^0 p\bar{p}$ events and a possible non-resonant $p\bar{p}$ phase-space contribution. The BW is multiplied by the MC-determined signal acceptance that is corrected for MC and data differences of the low momentum π^+ and π^- tracking

efficiencies. The tracking efficiencies determined from data are measured using samples of tagged protons and antiprotons from the process $J/\psi \rightarrow p\bar{p}\pi^+\pi^-$.

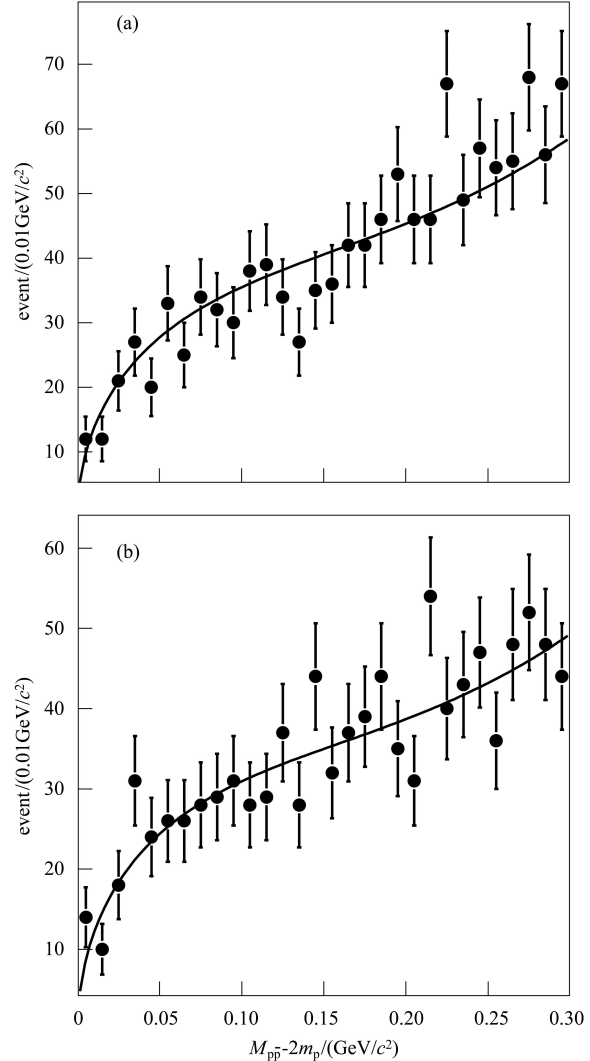


Fig. 2. The $p\bar{p}$ mass spectrum near threshold for: (a) selected $\psi' \rightarrow \pi^+\pi^- J/\psi(J/\psi \rightarrow \pi^0 p\bar{p})$ events for the same real data sample. (b) phase-space MC $\psi' \rightarrow \pi^+\pi^- J/\psi(J/\psi \rightarrow \gamma p\bar{p})$ events that satisfy the $\gamma p\bar{p}$ selection criteria. The smooth curves are the results of the fit described in the text.

The result of a fit using $L = 0$ and confined to the $M_{p\bar{p}} - 2m_p < 0.3 \text{ GeV}/c^2$ mass region is shown in Fig. 3. The fit returns a signal yield of 519^{+36}_{-39} (stat), a peak mass of $M = 1861^{+6}_{-13}$ (stat) MeV/c^2 and a width of $\Gamma = 0 \pm 23 \text{ MeV}/c^2$. The fit quality is $\chi^2/\text{d.o.f.} = 42.6/56$.

In the above-described fit, the phase-space contribution is treated as an incoherent background under the enhancement. Possible fitting biases near the

threshold are investigated using a set of MC samples that combine the signal with a uniform incoherent phase-space background. In each MC sample, the mass, width, and number of signal events are obtained from a fit using the same procedure as that done on the data. The averaged differences between the fitted output and input values are taken as a systematic uncertainty associated with a possible fitting bias. The r.m.s. of each parameter's bias measurements is taken as the statistical error. The systematic uncertainties found from varying the bin size and the fitting range are also included. The total systematic error on the mass is \pm_{26}^7 MeV/ c^2 . Including the systematic error, the upper limit on the width is $\Gamma < 38$ MeV/ c^2 at a 90% confidence level.

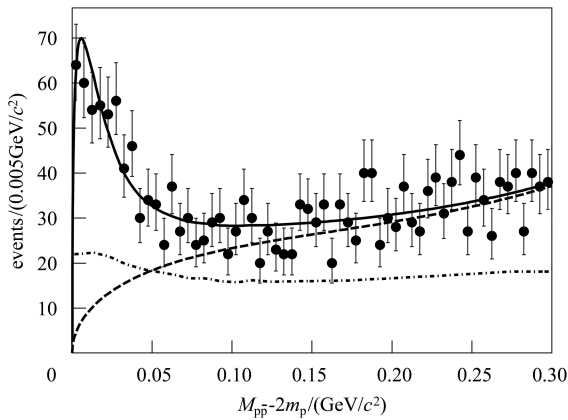


Fig. 3. The $p\bar{p}$ invariant mass spectrum for the $\psi' \rightarrow \pi^+\pi^-J/\psi$ ($J/\psi \rightarrow \gamma p\bar{p}$) after final event selection. The solid curve is the fit result; the dashed curve shows the fitted background function, and the dash-dotted curve indicates how the acceptance varies with $p\bar{p}$ invariant mass.

We also tried to fit the $p\bar{p}$ mass spectrum using known particle resonances to represent the low-mass peak. There are two spin-zero resonances listed in the PDG tables in this mass region: the $\eta(1760)$ with $M_{\eta(1760)} = 1756 \pm 9$ MeV/ c^2 and $\Gamma_{\eta(1760)} = 96 \pm 70$ MeV/ c^2 , and the $\pi(1800)$ with $M_{\pi(1800)} = 1816 \pm 14$ MeV/ c^2 and $\Gamma_{\pi(1800)} = 208 \pm 12$ MeV/ c^2 . A fit with f_{bkg} and an acceptance-weighted S -wave BW function with mass and width fixed at the PDG values for the $\eta(1760)$ produces $\chi^2/\text{d.o.f.} = 144.8/56$; and using the $\pi(1800)$ parameters produces $\chi^2/\text{d.o.f.} = 161.7/56$.

In summary, an anomalous strong, near-threshold enhancement is observed in the $p\bar{p}$ invariant mass distribution in the decay process of $\psi' \rightarrow \pi^+\pi^-J/\psi$ ($J/\psi \rightarrow \gamma p\bar{p}$). If it is fitted with an S -wave Breit-Wigner resonance function, the peak mass is $M = 1861_{-13}^{+6}$ (stat) $_{-26}^{+7}$ (syst) MeV/ c^2 and the width is $\Gamma < 38$ MeV/ c^2 at the 90% confidence level. These values are consistent with the published BES II results [1]. As indicated in Ref. [19], the $p\bar{p}$ mass threshold enhancement may also be fitted with a broad structure ($\Gamma \sim 100$ MeV/ c^2) multiplied by an FSI factor in Ref. [12]. More precise measurement of the shape of the $p\bar{p}$ mass threshold enhancement and more sophisticated fits such as including some model dependent FSI factor in the fit will be performed with much higher statistics J/ψ data sample collected at BESIII.

The BESIII collaboration thanks the staff of BEPCII and the computing center for their hard efforts.

References

- 1 BES Collaboration, BAI J Z et al. Phys. Rev. Lett., 2003, **91**: 022001
- 2 WANG M Z et al. Phys. Rev. Lett., 2004, **92**: 131801
- 3 JIN S. invited plenary talk at the XXXII th International Conference on High Energy Physics (ICHEP04), Beijing, 2004
- 4 BES Collaboration, Ablikim M et al. Phys. Rev. Lett., 2007, **99**: 011802
- 5 CLEO Collaboration, Athar S B et al. Phys. Rev. D, 2006, **73**: 032001
- 6 BES Collaboration, Ablikim M et al. Eur. Phys. J. C, 2008, **53**: 15
- 7 Datta A, O'Donnell P J. Phys. Lett. B, 2003, **567**: 273; YAN M L et al. Phys. Rev. D, 2005, **72**: 034027; Loiseau B, Wycech S. Phys. Rev. C, 2005, **72**: 011001
- 8 Ellis J, Frishman Y, Karliner M. Phys. Lett. B, 2003, **566**: 201; Rosner J L. Phys. Rev. D, 2003, **68**: 014004
- 9 GAO C S, ZHU S L. Commun. Theor. Phys., 2004, **42**: 844, hep-ph/0308205
- 10 DING G J, YAN M L. Phys. Rev. C, 2005, **72**: 015208
- 11 ZOU B S, Chiang H C. Phys. Rev. D, 2003, **69**: 034004
- 12 Sibirtsev A et al. Phys. Rev. D, 2005, **71**: 054010
- 13 Shapiro I S. Phys. Rep., 1978, **35**: 129; Dover C B, Goldhaber M. Phys. Rev. D, 1977, **15**: 1997
- 14 Klempt E et al. Phys. Rep., 2002, **368**: 119; Richard J M. Nucl. Phys. Proc. Suppl., 2001, **86**: 361
- 15 BESIII Collaboration, Ablikim M et al. Design and construction of the BESIII detector, arXiv:0911.4960; Nucl. Instrum. Meth. A, to be published
- 16 BES Collaboration, BAI J Z et al. Nucl. Instrum. Methods A, 1994, **344**: 319; Nucl. Instrum. Methods A, 2001, **458**: 627
- 17 CHEN J C et al. Phys. Rev. D, 2000, **62**: 034003
- 18 Particle Data Group, Amsler C et al. Phys. Lett. B, 2008, **667**: 1
- 19 BES Collaboration, Ablikim M et al. Phys. Rev. Lett., 2005, **95**: 262001